



MODEL	QS-M1100
Standby Power (50Hz)	880KW / 1100KVA
Prime Power (50Hz)	800KW / 1000KVA

Standard Features

General Features:

Engine (MTU 16V2000G65)
 Radiator 40°C max, fans are driven by belt, with safety guard
 24V charge alternator
 Alternator: single bearing alternator IP23, insulation class H/H
 Absorber
 Dry type air filter, fuel filter, oil filter
 Main line circuit breaker
 Permanent Magnet Generator (PMG)
 Standard control panel
 Two 12V batteries, rack and cable
 Ripple flex exhaust pipe, exhaust siphon, flange, muffler
 User manual



PHOTO FOR REFERENCE ONLY

Generator Ratings

Voltage	HZ	Phase	P.F (COS φ)	Standby Amps	Standby Ratings (KW/KVA)	Prime Ratings (KW/KVA)
440/254	50	3	0.8	1443	880/1100	800/1000
415/240	50	3	0.8	1530	880/1100	800/1000
400/230	50	3	0.8	1588	880/1100	800/1000
380/220	50	3	0.8	1671	880/1100	800/1000

Prime Power (PRP): Prime power is available for an unlimited number of annual hours in variable load application, in accordance with GB/T2820-97 (equiv ISO8528); A 10% overload capability is available for a period of 1 hour within a 12-hour period of operation.

Standby Power Rating (ESP): The standby power rating is applicable for supplying emergency power for the duration of a utility power interruption. No overload, utility parallel or negotiated outage operation capability is available at this rating.

Sales Promises

YangKe Power provides a full line of brand new and high quality products. Each and every unit is strictly factory tested.

Warranty is according to our standard conditions: a, 15 months, counted on the day YangKe sold to the first buyer; b, One year after installation; c, 1000 running hours (accumulated); subject to the earlier one. Service and parts are available from YangKe Power or distributors in your location.

Specifications may change without notice

1/5



ENGINE DATA

Manufacturer / Model:	MTU/16V2000G65
Air Intake System:	Turbo, Air/Air Cooling
Fuel System:	Electronic Fuel Injection System
Cylinder Arrangement:	16 in "V"
Displacement:	31.84L
Bore and Stroke:	130*150 (mm)
Compression Ratio:	16.0
Rated RPM:	1500rpm
Max. Standby Power at Rated RPM:	975KW (without fan)
Governor Type:	ADEC

Exhaust System

Exhaust Gas Flow:	195m ³ /min
Exhaust Temperature:	535°C
Max Back Pressure:	8.5kPa

Air Intake System

Max Intake Restriction:	5kPa
Burning Capacity:	72m ³ /min
Intake Flow:	1224m ³ /min

Fuel System

100%(Prime Power) Load:	198 g/Kwh
75%(Prime Power) Load:	196 g/Kwh
50%(Prime Power) Load:	201 g/Kwh
100%(Prime Power) Load:	196L/h

Oil System


Total Oil Capacity:	102L
Oil Consumption:	0.5% Fuel Consumption
Engine Oil Tank Capacity:	92L
Oil Pressure at Rated RPM:	550-650kPa

Cooling System

Total Coolant Capacity:	200L
Max Water Temperature:	102°C

Specifications may change without notice

2/5



ALTERNATOR SPECIFICATION

GENERAL DATA

Compliance with GB755, BS5000, VDE0530, NEMAMG1-22, IED34-1, CSA22.2 and AS1359 standards.

Alternator Data

Number of Phase:	3
Connecting Type:	3 Phase and 4 Wires, "Y" type connecting
Number of Bearing:	1
Power Factor:	0.8
Protection Grade:	IP23
Altitude:	≤1000m
Exciter Type:	Brushless, self-exciting
Insulation Class, Temperature Rise:	H/H
Telephone Influence Factor (TIF):	<50
THF:	<2%
Voltage Regulation, Steady State:	≤±1%
Alternator Capacity:	1000KVA
Alternator Efficiencies:	95.1%
Air Cooling Flow:	1.614m ³ /s

GENERATING SET DATA

Voltage Regulation:	≥±5%
Voltage Regulation, Stead State:	≤±1%
Sudden Voltage Warp (100% Sudden Reduce):	≤+20%
Sudden Voltage Warp (Sudden Increase):	≤-15%
Voltage Stable Time (100% Sudden Reduce):	≤4S
Voltage Stable Time (Sudden Increase):	≤4S
Frequency Regulation, Stead State:	≤5% adjustable
Frequency Waving:	≤0.5%
Sudden Frequency Warp (100% Sudden Reduce):	≤+10%
Sudden Frequency Warp (Sudden Increase):	≤-7%
Frequency Recovery Time (100% Sudden Reduce):	≤3S
Frequency Recovery Time (Sudden Increase):	≤3S
Noise Level:	107dB
Emission Level:	TA-Luft

Specifications may change without notice

3/5



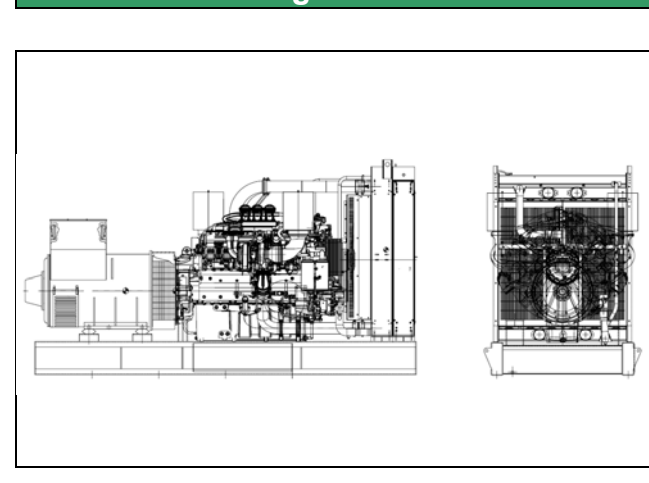
Standard Features

- ◇ "COMAP" Standard Auto Control System
- ◇ MCCB
- ◇ Oil Drain Valve
- ◇ Permanent Magnet Generator(PMG)
- ◇ Battery Charger
- ◇ Starting batteries(Maintenance-Free & Watering-Free) with connective wires
- ◇ Exhaust System(including until muffler)
- ◇ Documents
- ◇ Special Coolant
- ◇ Water Separator
- ◇ Engine Heater

Options

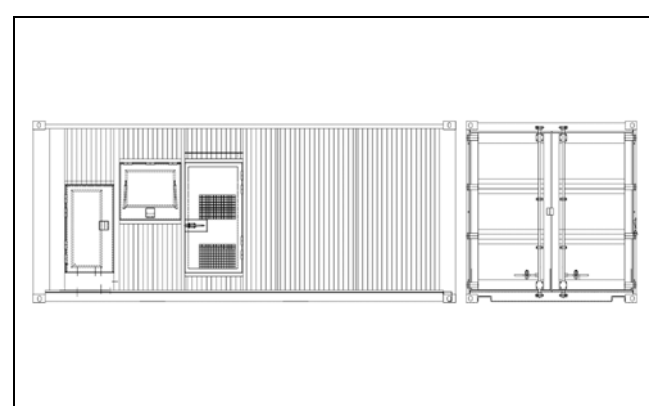
- ◇ Base Fuel Tank
- ◇ Daily Fuel Tank
- ◇ Alternator Heater
- ◇ Spare Parts
- ◇ Rainproof Type
- ◇ Soundproof Type
- ◇ Trailer Type
- ◇ Switch box
- ◇ Remote Control Panel
- ◇ Paralleling System
- ◇ Automatic Transfer Switch

Dimension & Weight



Standard Configuration (Open Type)

Overall Size: 4500(mm)×2000 (mm)×2300 (mm)
 Weight: 7850 kg



Soundproof Type (20'ft container)

Overall Size:6058 (mm)×2438 (mm)×2591 (mm)
 Weight: 12000kg

Specifications may change without notice

4/5



Auto Module Control Panel



Auto Module Control Panel is the configuration for nobody on duty generators. This kind of panel adopts auto module control system, with large LCD display to show the menu.

Features: MRS10-can receive remote output signal from ATS and realize auto start and stop of generators.

MRS16-can realize all functions of MRS10, add RS232 interface which can communicate with PC to realize remote operation.

AMF25-Auto Mains Failure controller, can realize all functions of MRS16, furthermore can detect ATS and control directly.

Auto Parallel Control Panel



Automatic Parallel Control Panel This new automatic parallel system adopts intelligent modules, inserted and folded in circuit, no need the peripheral relay and logic circuit. The main switch adopts electronic breaker or frame breaker, combined together with the generator, which is very reliable. One generator, one panel. The panel can be used both for single and parallel. It is only need to parallel generator with such panel when the capability needs to be enlarged in the future.

Specifications may change without notice

5/5