



MODEL	QS-C220
Standby Power (50Hz)	176KW / 220KVA
Prime Power (50Hz)	160KW / 200KVA

Standard Features

- General Features:
- Engine (DCEC Cummins 6CTAA8.3-G2)
  - Radiator 50°C max, fans are driven by belt, with safety guard
  - 24V charge alternator
  - Alternator: single bearing alternator IP23, insulation class H/H
  - Absorber
  - Dry type air filter, fuel filter, oil filter
  - Main line circuit breaker
  - Standard control panel
  - Two12V batteries, rack and cable
  - Ripple flex exhaust pipe, exhaust siphon, flange, muffler
  - User manual




PHOTO FOR REFERENCE ONLY

Generator Ratings

Voltage	HZ	Phase	P.F (COS $\phi$ )	Standby Amps	Standby Ratings (KW/KVA)	Prime Ratings (KW/KVA)
440/254	50	3	0.8	289	176/220	160/200
415/240	50	3	0.8	306	176/220	160/200
400/230	50	3	0.8	318	176/220	160/200
380/220	50	3	0.8	334	176/220	160/200

Prime Power (PRP): Prime power is available for an unlimited number of annual hours in variable load application, in accordance with GB/T2820-97 (equiv ISO8528); A 10% overload capability is available for a period of 1 hour within a 12-hour of operation.

Standby Power Rating (ESP): The standby power rating is applicable for supplying emergency power for the duration of a utility power interruption. No overload, utility parallel or negotiated outage operation capability is available at this rating.

Sales Promises

Yangke Power provides a full line of brand new and high quality products. Each and every unit is strictly factory tested.

Warranty is according to our standard conditions: a, 15 months, counted on the day Yangke sold to the first buyer; b, One year after installation; c, 1000 running hours (accumulated); subject to the earlier one. Service and parts are available from Yangke Power or distributors in your location.

Specifications may change without notice

1/5



ENGINE DATA

Manufacturer / Model:	DCEC Cummins 6CTAA8.3-G2, 4-cycle
Air Intake System:	Turbo, Air/Air Cooling
Fuel System:	PB/W type fuel pump
Cylinder Arrangement:	6 in line
Displacement:	8.3L
Bore and Stroke:	114*135 (mm)
Compression Ratio:	16.0:1
Rated RPM:	1500rpm
Max. Standby Power at Rated RPM:	203KW/276HP
Governor Type:	Electronic

Exhaust System

Exhaust Gas Flow:	29.1m <sup>3</sup> /min
Exhaust Temperature:	545°C
Max Back Pressure:	10. kPa

Air Intake System

Max Intake Restriction:	6.35kPa
Burning Capacity:	11.2m <sup>3</sup> /min
Air Flow:	300m <sup>3</sup> /min

Fuel System

100%( Prime Power) Load:	205 g/Kw.h
75%(Prime Power) Load:	206 g/Kw.h
50%(Prime Power) Load::	211 g/Kw.h
100%( Prime Power) Load:	41.4L/h

Oil System


Total Oil Capacity:	24L
Oil Consumption:	≤4g/kwh
Engine Oil Tank Capacity:	18.9L
Oil Pressure at Rated RPM:	276-414kPa

Cooling System

Total Coolant Capacity:	40L
Thermostat:	83-95°C
Max Water Temperature:	104°C

Specifications may change without notice

2/5



ALTERNATOR SPECIFICATION

GENERAL DATA

Compliance with GB755, BS5000, VDE0530, NEMAMG1-22, IED34-1, CSA22.2 and AS1359 standards.

Alternator Data

Number of Phase:	3
Connecting Type:	3 Phase and 4 Wires, "Y" type connecting
Number of Bearing:	1
Power Factor:	0.8
Protection Grade:	IP23
Altitude:	≤1000m
Exciter Type:	Brushless, self-exciting
Insulation Class, Temperature Rise:	H/H
Telephone Influence Factor (TIF):	<50
THF:	<2%
Voltage Regulation, Steady State:	≤±1%
Alternator Capacity:	200KVA
Alternator Efficiencies:	93.3%
Air Cooling Flow:	0.514m <sup>3</sup> /s

GENERATING SET DATA

Voltage Regulation:	≥±5%
Voltage Regulation, Stead State:	≤±1%
Sudden Voltage Warp (100% Sudden Reduce):	≤±25%
Sudden Voltage Warp (Sudden Increase):	≤-20%
Voltage Stable Time (100% Sudden Reduce):	≤6S
Voltage Stable Time (Sudden Increase)	≤6S
Frequency Regulation, Stead State:	≤5%
Frequency Waving:	≤0.5%
Sudden Frequency Warp (100% Sudden Reduce):	≤±12%
Sudden Frequency Warp (Sudden Increase):	≤-10%
Frequency Recovery Time (100% Sudden Reduce):	≤5S
Frequency Recovery Time (Sudden Increase):	≤5S

Specifications may change without notice

3/5



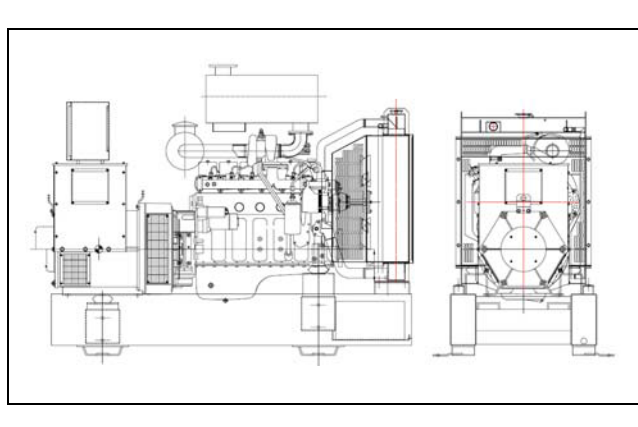
Standard Features

- ◇ Yangke Standard Auto Control System
- ◇ Base Fuel Tank
- ◇ Starting batteries ( Maintenance-Free & Watering-Free) with connective wires
- ◇ MCCB
- ◇ Oil Drain Valve
- ◇ Exhaust System( including until muffler)
- ◇ Special tool for Cummins engine
- ◇ One set of fuel filter / oil filter / belt
- ◇ Documents

Options

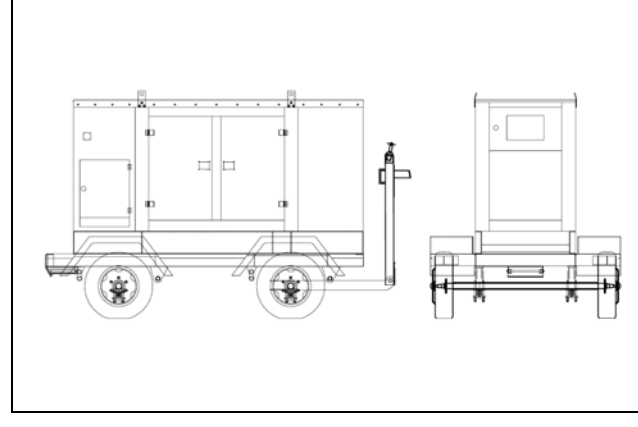
- ◇ Daily Fuel Tank
- ◇ Battery Charger
- ◇ Engine Heater
- ◇ Alternator Heater
- ◇ Water Separator
- ◇ Permanent Magnet Generator(PMG)
- ◇ Rainproof Type
- ◇ Soundproof Type
- ◇ Trailer Type
- ◇ Spare Parts
- ◇ Remote Control Panel
- ◇ Automatic Transfer Switch
- ◇ Switch box
- ◇ Paralleling System

Dimension & Weight



Open Type with Base Fuel Tank

Overall Size: 2460(mm)×960 (mm) ×1850 (mm)  
Weight: 1950 kg



Soundproof Type

Overall Size: 3590 (mm)×1250 (mm) ×2050 (mm)

Weight: 2690kg

Trailer Type

Overall Size: 4390 (mm)×2150 (mm) ×2760 (mm)

Weight: 3840kg

Specifications may change without notice

4/5



Standard Control Panel



Yangke Standard Control Panel uses micro processing technique integrating digital, intelligent and network techniques which can carry out functions including auto start/stop, data measure, alarming. The controller uses LCD display, optional Chinese and English display interface with operation easy and reliable. It can be widely used in all types of generator automatic control system for compact structure, advanced circuits, simple connections and high reliability

Auto Module Control Panel



Auto Module Control Panel is the configuration for nobody on duty configuration. This kind of panel adopts auto module control system, with large LCD display to show the menu.

Features: MRS10-can receive remote output signal from ATS and realize auto start and stop of generators.

MRS16-can realize all functions of MRS10, add RS232 interface which can communicate with PC to realize remote operation.

AMF25-Auto Mains Failure controller, can realize all functions of MRS16, furthermore can detect ATS and control directly.

Auto Parallel Control Panel



Automatic Parallel Control Panel This new automatic parallel system adopts intelligent modules, inserted and folded installed, no need the peripheral relay and logic circuit. The main switch adopts electronic breaker or frame breaker, combined together with the generator, which is very reliable. One generator, one panel. The panel can be used both for singly and parallel. It is only need to parallel generator with such panel when the capability needs to be enlarged in the future.

Specifications may change without notice

5/5